

Benson Village Subdivision Homeowners Association Fence Guidelines and Application

Date: _____

Lot No. _____

Owner: _____

Property Address: _____

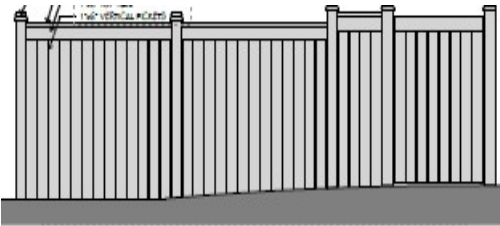
Email Address: _____ Phone Number: _____

The following items are required to be considered for approval:


- A plot plan with approved fence structure and gates clearly marked in red. Plot plans should include location of the fence, fence dimension details, and gate location & size.
- Fence styles and colors are limited to selections below
- Fences may not be built in either Right of Ways or General Utility Easements without proper approval from the utility company(s).
- Fences are not permitted to be placed in a drainage easement without written approval from the County.
- It is required that the fence be built on the rear and side yards with consistent fencing type.
- The fence must be constructed 10 feet from the front corner of the house that is closest to the street. On a corner lot, fence must be 10 feet from curb on the side facing the roadway.
- If there is an existing fence, it is required that the fence constructed secondly tie into the existing fence.

Select Fence Type from below:

Option 1
(6' Wood)



Option 2
(6' Wood)



~~Option 3
(6' Wood)~~



Option 4
(4' iron or Aluminum
limited to black)



Option 5
(5' Iron or Aluminum,
limited to black)



Option 6
(6' Vinyl)



Option 7 (4' Vinyl picket)

Benson Village Subdivision Homeowners Association Fence Guidelines and Application



APPROVED WOOD FENCE COLORS



WoodScapes® Exterior Acrylic Solid Color Stain

- Penetrates for exceptional resistance to peeling and mildew
- Thick formula for uniform finish with great coverage
- Excellent color retention
- Exceptional prevention of tannin stains in cedar and redwood.
- Low temperature application to 35° F
- Recommended for Siding, Trim and Fence applications




SW6258 Tricorn Black

Color Number: SW6258
Color Display Locator: 251-C1
Color Family Name: Neutrals



WoodScapes® Exterior Acrylic Solid Color Stain

- Penetrates for exceptional resistance to peeling and mildew
- Thick formula for uniform finish with great coverage
- Excellent color retention
- Exceptional prevention of tannin stains in cedar and redwood.
- Low temperature application to 35° F
- Recommended for Siding, Trim and Fence applications



SW7006 Extra White

Color Number: SW7006
Color Display Locator: 257-C1
Color Family Name: White and Pastel



WoodScapes® Exterior Acrylic Solid Color Stain

- Penetrates for exceptional resistance to peeling and mildew
- Thick formula for uniform finish with great coverage
- Excellent color retention
- Exceptional prevention of tannin stains in cedar and redwood.
- Low temperature application to 35° F
- Recommended for Siding, Trim and Fence applications



SW9170 Acier

Color Number: SW9170
Color Display Locator: 244-C4
Color Family Name: Neutrals

APPROVED WOOD FENCE COLORS (Cont.)

Benson Village Subdivision Homeowners Association Fence Guidelines and Application



SuperDeck Exterior Waterborne Semi-Solid Color Stain

- Damp Application - Efficiency can be applied to damp wood, so most jobs can be finished in a single day.
- This coating contains agents that inhibit the growth of mildew on the surface of this coating



SW2808 Rookwood Dark Brown

Color Number: SW2808
Color Display Locator: 310-C2
Color Family Name: Historic Exterior



SuperDeck Exterior Waterborne Semi-Solid Color Stain

- Damp Application - Efficiency can be applied to damp wood, so most jobs can be finished in a single day.
- This coating contains agents that inhibit the growth of mildew on the surface of this coating



SW7515 Homestead Brown

Color Number: SW7515
Color Display Locator: 277-C5
Color Family Name: CIC/Timeless

APPROVED VINYL FENCE COLORS

Circle Choice



Tan

Clay

Wood Grain

Wood Grain
Gray

White

NOTE: Any fence placed in an easement can and may be removed for improvements or repairs to the easements, and the replacement cost of the fence will be at the homeowner's expense.

- Homeowner and contractor are responsible for locating property corners and utility easements prior to construction. Properties may vary, but typically a 5' utility easement exists along alleys and street side

Benson Village Subdivision Homeowners Association Fence Guidelines and Application

property lines. A County encroachment permit is required when building a fence in an easement.

- Fences are required to be level and step with grade, such that top rail is level. Do not slope with grade. If slope is minimal the fence may slope with the grade.
- Fences are required to be installed a minimum of three (3) inches off the ground and not impede surface drainage. If the fencing is not installed in this manner and drainage problems occur the property owner will be responsible for initiating measure sufficient to alleviate drainage issues caused by fencing bottom being installed closer to the ground than 3 inches.
- The fence must be constructed 10 feet from the front corner of the house that is closest to the street. On a corner lot, fence must be 10 feet from curb on the side facing the roadway.
- Alley Setback: All fences must be set a minimum of 5' from the alley.
- Fence must be installed by a professional fencing contractor hired by the Owner, at Owner's cost.
- A picture of the installed painted/stained fence must be submitted to the Design Committee within 30 days following completion.

Submittal Acknowledgement:

The submittal of this application does not constitute approval of the proposed plan. Written notification of the Design Committee's decision will be supplied within **30 days** after receipt of all required information. Construction must not begin until the Committee has approved the plans in writing. Approval of application shall not constitute an approval, ratification, or endorsement of the quality or architectural or engineering soundness or the proposed improvements and neither the Design Committee nor Association Board shall have liability for any defects in the plans, specifications, or improvements.

Owner hereby authorizes the Association and/or members of the Design Committee to enter onto the subject property for purposes of reviewing information provided and for inspecting the project during execution, upon completion of the project, and/or upon expiration of approval.

Owner has read and understands that contractor and homeowner must comply with the most current version of the Community Design Guidelines. Owner acknowledges once application is approved by the Design Committee, it is valid for **6 months** after receipt of approval. Fences should be painted/ stained within **60 days** after construction, if applicable.


Owner is responsible for contacting the County/Town of Benson regarding any permit requirements. The design review performed by the Design Committee is for conformance with design concepts and design guidelines from an overall aesthetic consideration only. Design Committee is not responsible for the structural integrity or soundness of approved construction or modifications, compliance with building codes, or other government requirements.

Owner Signature

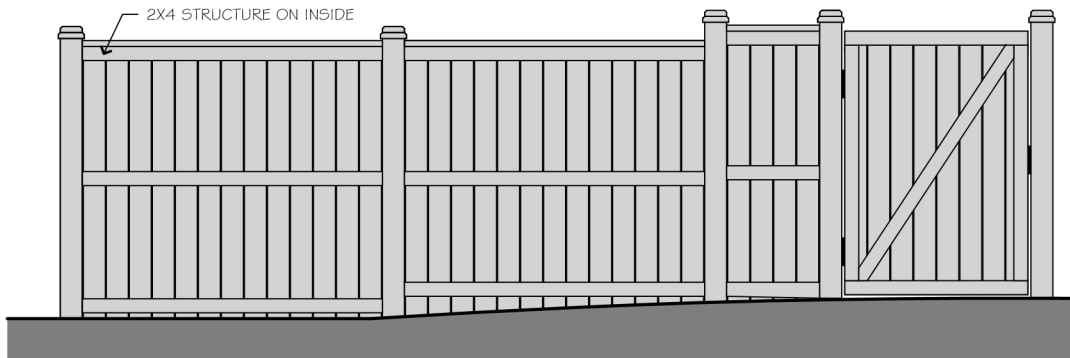
Print Name

Benson Village Subdivision Homeowners Association Fence Guidelines and Application

OPTION 1: 6' HIGH PRIVACY FENCE



OUTSIDE - FACING STREET OR NEIGHBOR



INSIDE - FACING YARD

EXAMPLES OF APPROVED CAPS



Two-piece chamfered cap



Newport High Pyramid Cap

CONSTRUCTION NOTES

HEIGHT: 6' maximum height

POST: 6x6 with post caps

CAPS: Two-piece chamfered caps or
Newport High Pyramid Post Cap

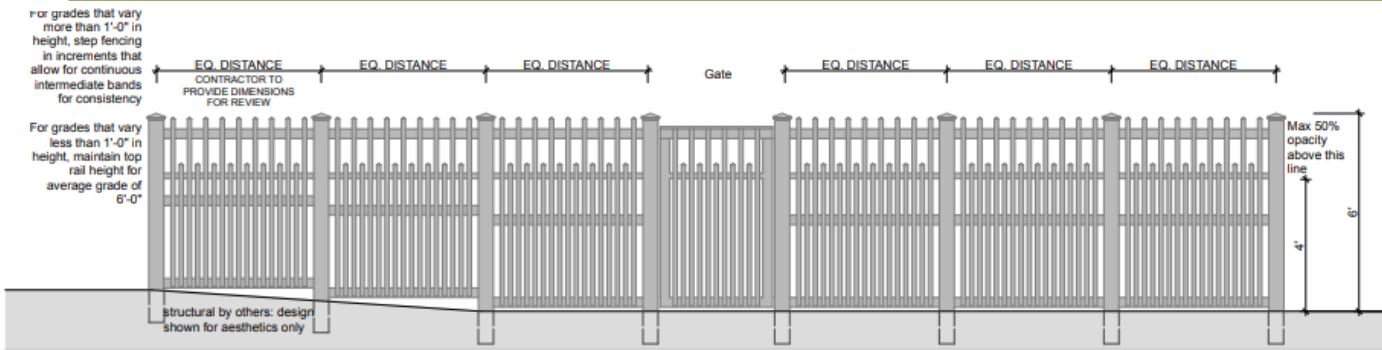

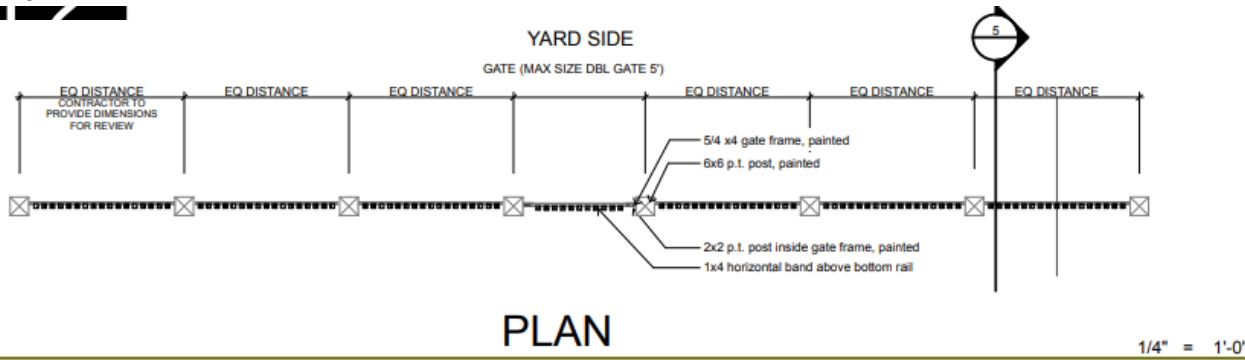
MATERIAL: Pressure-treated wood

CONSTRUCTION: Structure on inside of fence 6" wide vertical boards 1x6 top rail with horizontal cap intermediate supports or structure on inside of fence spacing and additional supports by contractor fence must be level and step with grade and cannot be sloped

FINISH: Paint or stain within 90 days of construction

Benson Village Subdivision Homeowners Association Fence Guidelines and Application

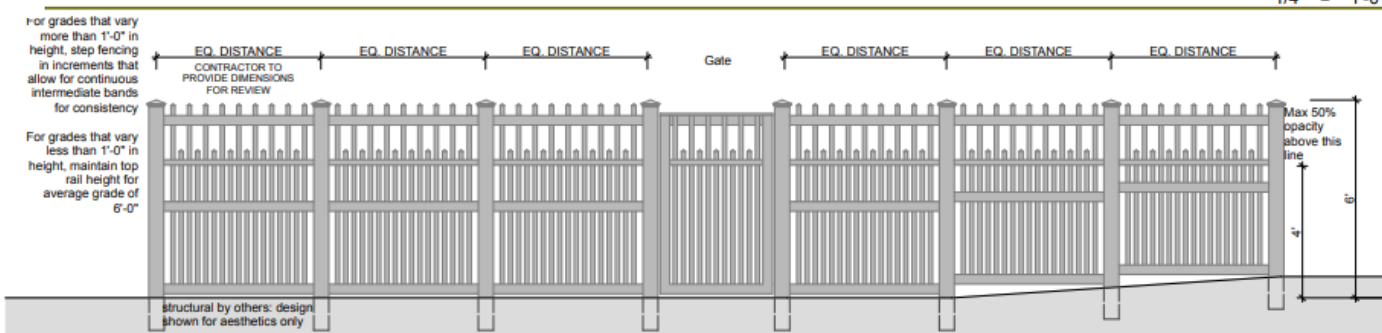
OPTION 2: 6' HIGH PRIVACY FENCE



Rear Yard Fence within the Alley Yard, Front Façade Zone or Side Street Façade Zone

- Maximum Height 6' above grade
- Maximum Opacity above 4' high is 50%, unless otherwise indicated

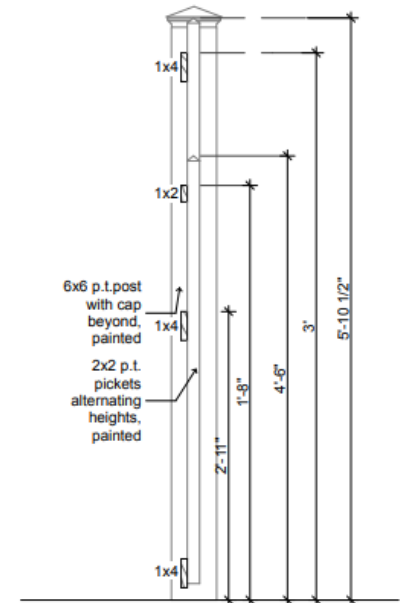
STREET SIDE



Rear Yard Fence within the Alley Yard, Front Façade Zone or Side Street Façade Zone

- Maximum Height 6' above grade
- Maximum Opacity above 4' high is 50%, unless otherwise indicated

RENDERING



YARD SIDE

Benson Village Subdivision Homeowners Association Fence Guidelines and Application

